

Enzymes

Question Paper 4

Level	International A Level
Subject	Biology
Exam Board	CIE
Topic	Enzymes
Sub Topic	Enzymes
Booklet	Theory
Paper Type	Question Paper 4

Time Allowed : 69 minutes

Score : / 57

Percentage : /100

Grade Boundaries:

A*	A	B	C	D	E	U
>85%	'77.5%	70%	62.5%	57.5%	45%	<45%

- (b) (i) Suggest why cholesterol is packaged into lipoproteins before release from liver cells into the blood.

.....
.....
.....
..... [1]

- (ii) Explain why cells of the body need to be supplied with cholesterol.

.....
.....
.....
..... [2]

- (c) Cholesterol is also packaged into vesicles by the SER and then secreted from the cell into small fluid-filled spaces between the liver cells. These spaces form ducts that drain into the gall bladder to form bile.

Suggest how cholesterol is secreted into ducts, such as the duct in Fig. 4.1.

.....
.....
.....
..... [2]

- (d) State **one** function of the Golgi apparatus **other than** the packaging of substances into vesicles for transport.

.....
..... [1]

[Total: 9]

- 2 Keratin and chitin are two important biological molecules. Keratin is found in hair, fur and skin. Chitin is a modified polysaccharide found in a number of different organisms, for example in fungal cell walls and the hard outer skeletons of insects.

(a) Features of chitin and keratin are shown in the boxes in Fig. 2.1.

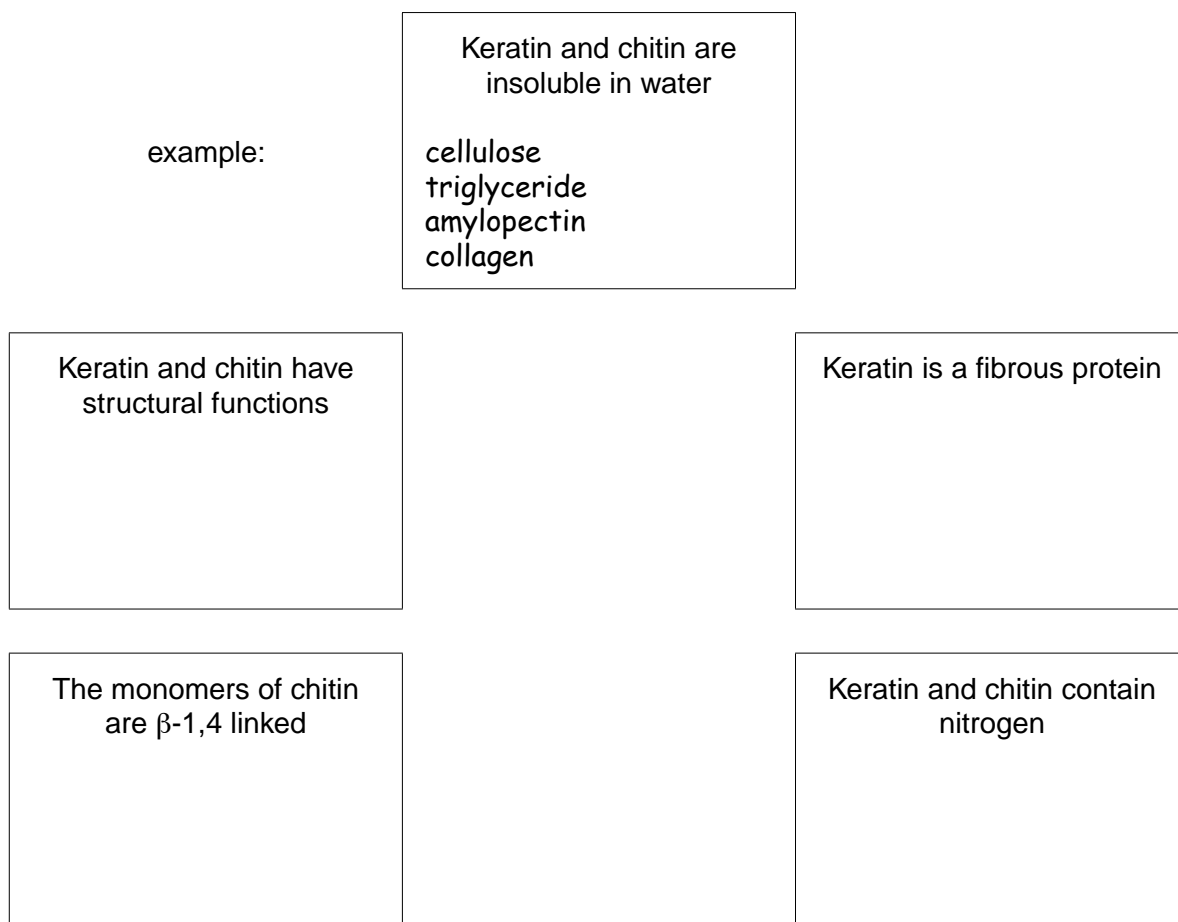


Fig. 2.1

Write, in each box, the biological molecules from the list below that have the same feature.

Each box may contain one, or more than one, biological molecule. The first box has been completed as an example.

amylopectin
cellulose
collagen
haemoglobin
mRNA
triglyceride

- (b) Chitin and the products of chitin hydrolysis have many useful medical and environmental applications. Chitinase enzymes can be used commercially to hydrolyse chitin. Enzyme stability and activity are important considerations in technological applications of chitinase.

Fig. 2.2 is a graph showing the effects of temperature on chitinase extracted from a soil bacterium.

The relative activity of the enzyme was measured at different temperatures, with 100% representing maximum enzyme activity.

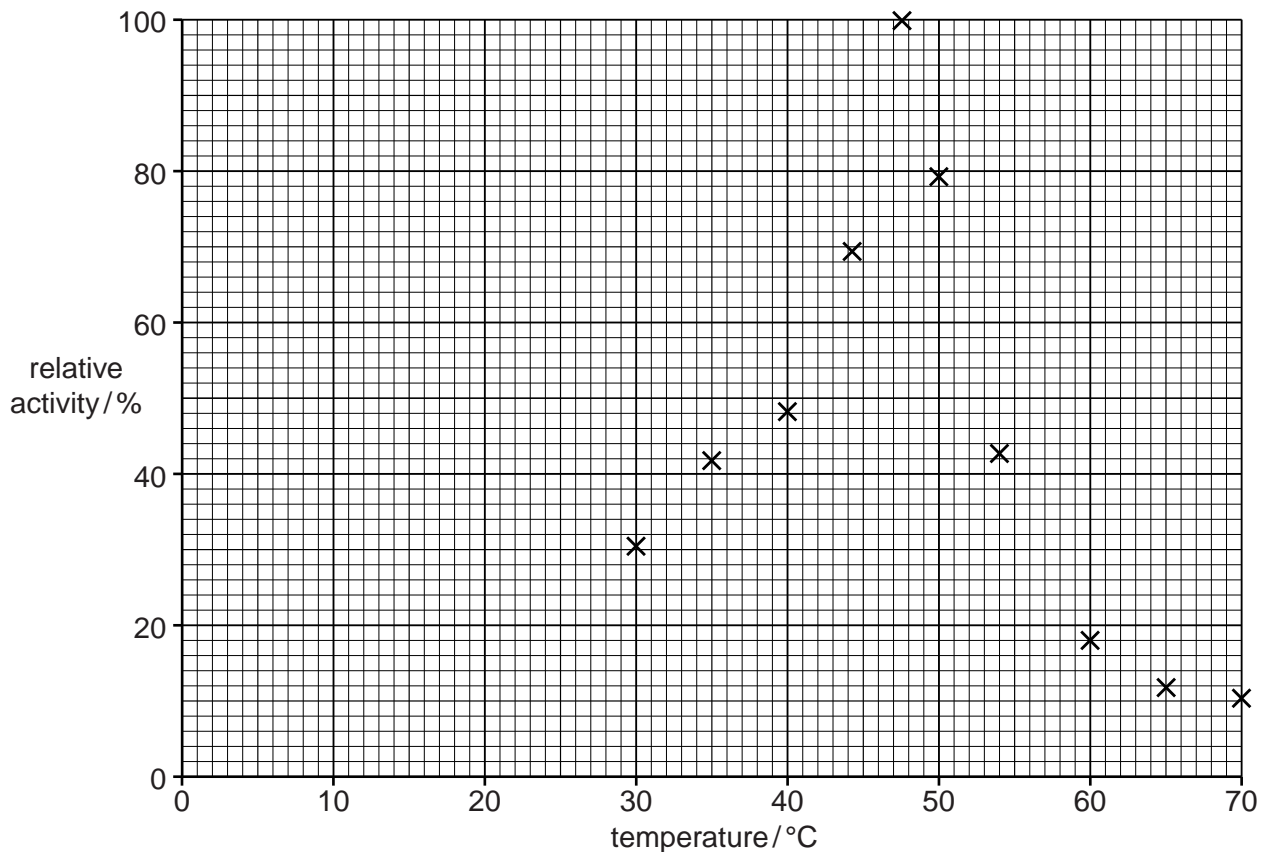


Fig. 2.2

- (i) With reference to Fig. 2.2, state the optimum temperature for the chitinase enzyme.

.....[1]

- 3 (a) Describe the structure of a cellulose molecule **and** explain how cellulose is a suitable material for the cell walls of plants.

description

.....

.....

.....

.....

.....

explanation

.....

.....

.....

.....

.....

..... [4]

Animals do not have the ability to produce enzymes to digest cellulose. Most herbivores have bacteria in their digestive systems that can digest cellulose.

Fig. 5.1 shows the results of a study on 24 different herbivores. The percentage of cell wall material that was digested by each animal was determined. The time taken for the plant material to pass through the digestive system, the retention time, was also recorded.

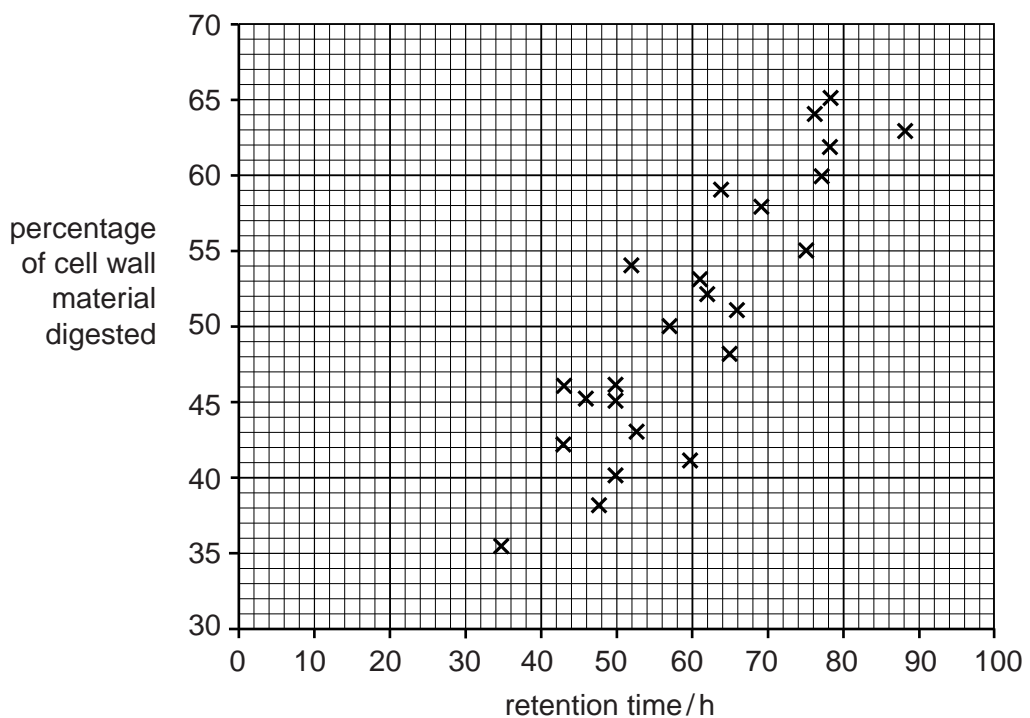


Fig. 5.1

(b) (i) With reference to Fig. 5.1, describe the results of this study.

.....
.....
.....
.....
.....
.....
.....
..... [3]

(ii) Explain, in terms of energy flow in ecosystems, the importance of the results in Fig. 5.1.

.....
.....
.....
.....
..... [2]

(c) Digested material in animals is absorbed using both facilitated diffusion and active transport.

State two similarities **and** two differences between facilitated diffusion and active transport.

similarities:

- 1.
- 2.


differences:

- 1.
- 2.

[4]

[Total: 13]

- 4 A student investigated the initial rate of reaction of catalase in breaking down hydrogen peroxide into oxygen and water:



The volume of oxygen collected was recorded over a period of 140 seconds. The results are shown in Fig. 2.1.

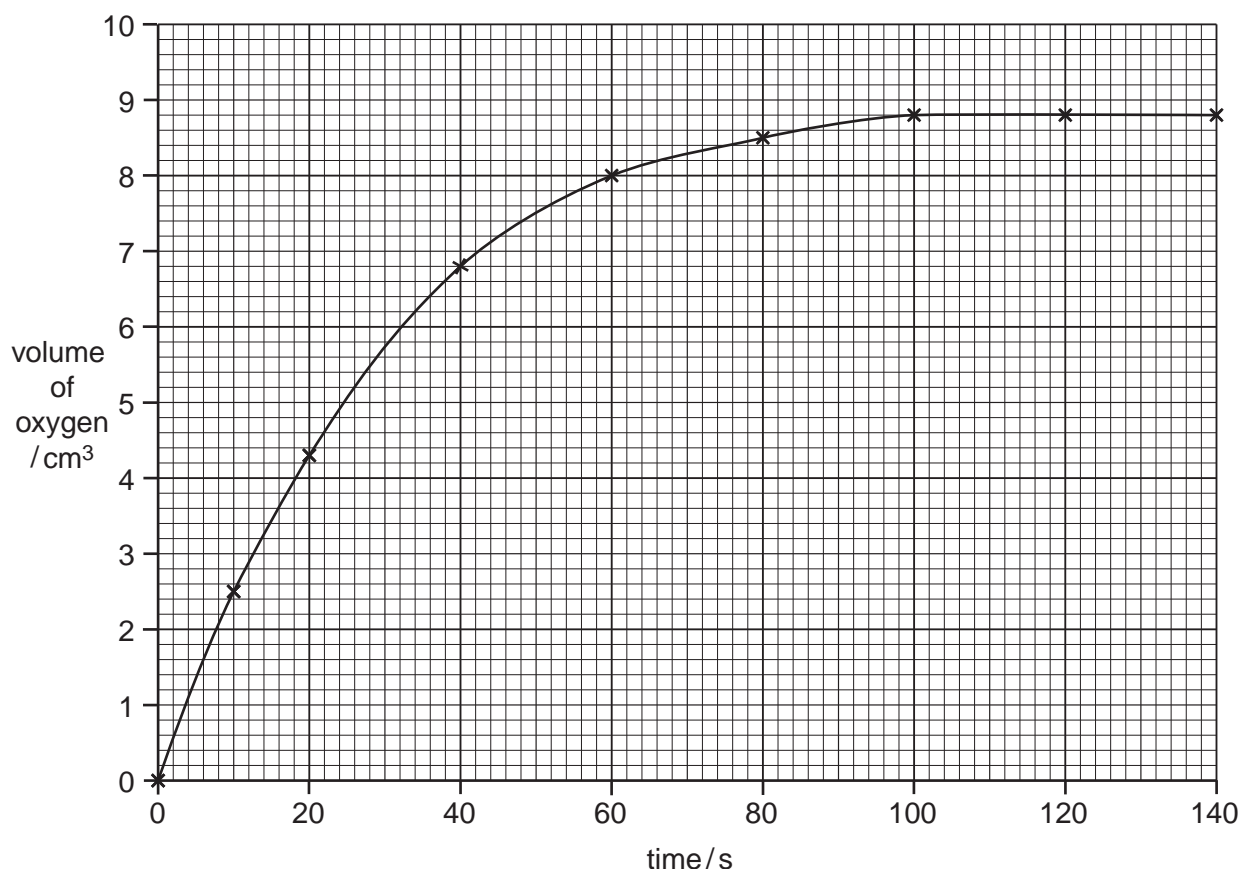


Fig. 2.1

- (a) (i) Use the information in Fig. 2.1 to calculate the **initial rate of reaction** in $\text{cm}^3 \text{s}^{-1}$.
Show your working.

answer $\text{cm}^3 \text{s}^{-1}$ [2]

5 *Azotobacter vinelandii* is a bacterium found in the soil that is able to fix atmospheric nitrogen. One feature of nitrogen-fixing bacteria is the ability to synthesise the enzyme nitrogenase, a molybdenum- and iron-containing, protein complex.

(a) (i) Molybdenum is a mineral ion found in the soil solution. It enters the cell as molybdate ions, through membrane transport proteins. The proteins have the ability to bind to, and hydrolyse, ATP.

Name **and** describe the mechanism of transport of molybdate ions into the cell.

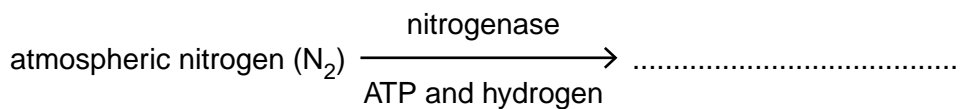
.....
.....
.....
.....
.....
..... [3]

(ii) State the structures in the bacterial cell where the protein components of nitrogenase are synthesised.

..... [1]

(iii) Part of the equation for the reaction that is catalysed by nitrogenase in *A. vinelandii* is shown below.

Complete the equation by naming the product of the reaction.



[1]

- (b) Table 3.1 shows the various types of nitrogen fixation that occur throughout the world and gives estimates of the mass of atmospheric nitrogen fixed in a year.

Table 3.1

type of nitrogen fixation		mass of nitrogen fixed / $\times 10^9 \text{ kg yr}^{-1}$
non-biological	Haber process	50
	combustion	20
	lightning	10
biological	agricultural land	90
	non-agricultural land	50
	sea	35

- (i) Using data from Table 3.1, calculate the percentage of nitrogen fixation carried out worldwide by nitrogen-fixing organisms, such as *A. vinelandii*, in **agricultural land**.

Show your working and express your answer to the nearest whole number.

answer% [2]

- (ii) Explain why the proportion of nitrogen gas in the atmosphere remains stable at 78%, even though nitrogen fixation removes nitrogen gas from the atmosphere.

.....

 [2]

- (c) Describe **and** explain the benefits to humans of the presence of nitrogen-fixing bacteria, such as *A. vinelandii*, in agricultural land.

.....

 [3]