



UNIVERSITY OF CAMBRIDGE INTERNATIONAL EXAMINATIONS  
International General Certificate of Secondary Education

CANDIDATE  
NAME

CENTRE  
NUMBER

--	--	--	--	--

CANDIDATE  
NUMBER

--	--	--	--

**CHEMISTRY**

**0620/06**

Paper 6 Alternative to Practical

**May/June 2008**

**1 hour**

Candidates answer on the Question Paper.

No additional materials are required.



**READ THESE INSTRUCTIONS FIRST**

Write your, Centre number, candidate number and name on all the work you hand in.

Write in dark blue or black pen.

You may use a pencil for any diagrams, graphs or rough working.

Do not use staples, paper clips, highlighters, glue or correction fluid.

**DO NOT WRITE IN ANY BARCODES**

Answer **all** questions.

At the end of the examination, fasten all your work securely together.

The number of marks is given in brackets [ ] at the end of each question or part question.

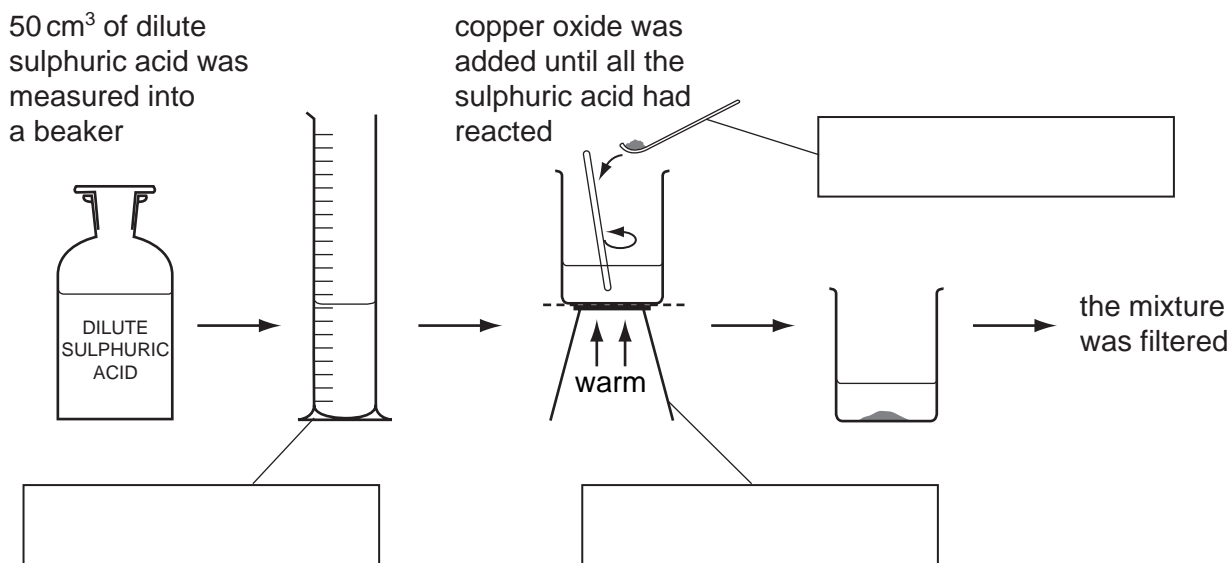
For Examiner's Use	
1	
2	
3	
4	
5	
6	
7	
<b>Total</b>	

This document consists of **12** printed pages.



- 1 A solution of copper sulphate was made by reacting excess copper oxide with dilute sulphuric acid. The diagram shows the method used.

For  
Examiner's  
Use



- (a) Complete the empty boxes to name the pieces of apparatus. [3]

- (b) What does the term *excess* mean?

..... [1]

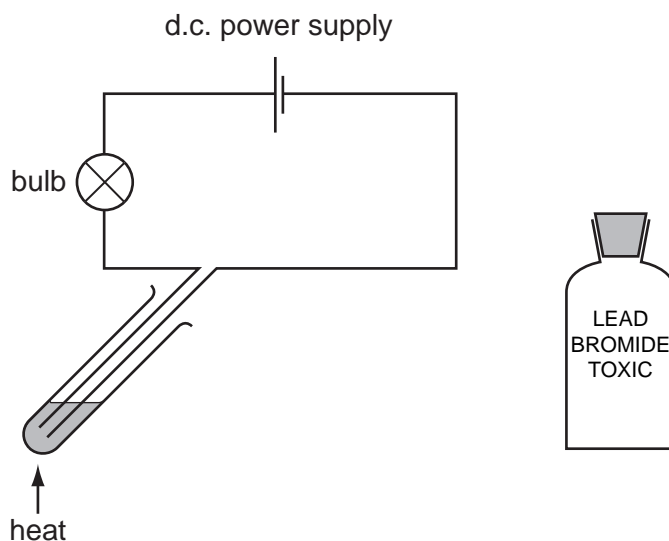
- (c) Draw a labelled diagram to show how the mixture was filtered.

[2]

[Total: 6]

- 2 The diagram shows an experiment to pass electricity through lead bromide. Electricity has no effect on solid lead bromide.

For  
Examiner's  
Use



(a) (i) Clearly label the electrodes on the diagram. [1]

(ii) Suggest a suitable material to make the electrodes.

..... [1]

(b) Give two observations expected when the lead bromide is heated to melting point.

1. ....

2. .... [2]

(c) State two different safety precautions when carrying out this experiment.

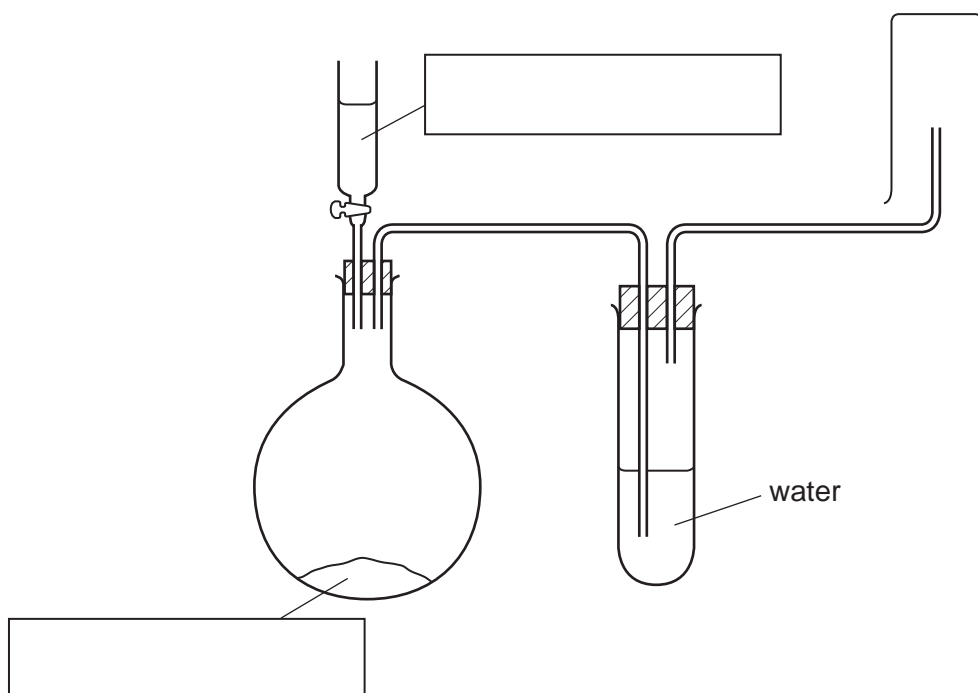
1. ....

2. .... [2]

[Total: 6]

- 3 Sulphur dioxide gas is denser than air and soluble in water. A sample of sulphur dioxide can be prepared by adding dilute hydrochloric acid to sodium sulphite and warming the mixture. Study the diagram of the apparatus used.

For  
Examiner's  
Use



- (a) Fill in the boxes to show the chemicals used. [2]
- (b) Show by using an arrow, on the diagram, where heat is applied. [1]
- (c) Identify and explain two mistakes in the diagram.

Mistake 1 .....

.....

Mistake 2 .....

..... [2]

[Total: 5]

- 4 A student investigated the reaction between potassium manganate(VII) and a metallic salt solution.

For  
Examiner's  
Use

Two experiments were carried out.

*Experiment 1*

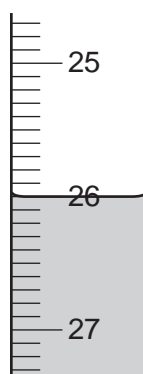
- (a) About 1 cm<sup>3</sup> of aqueous sodium hydroxide was added to a little of the salt solution **A** and the observation noted.

**observation**

*green precipitate formed*

- (b) A burette was filled with potassium manganate(VII) solution up to the 0.0 cm<sup>3</sup> mark. By using a measuring cylinder, 25 cm<sup>3</sup> of solution **A** of the salt was placed into a conical flask. The flask was shaken to mix the contents. The potassium manganate(VII) solution was added to the flask, and shaken to mix thoroughly. Addition of potassium manganate(VII) solution was continued until there was a pale pink colour in the contents of the flask.

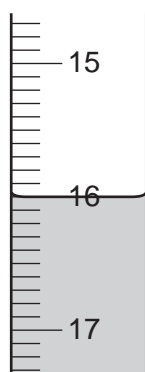
Use the burette diagram to record the volume in the table and complete the column.



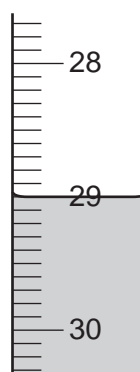
final reading

*Experiment 2*

- (c) Experiment 1(b) was repeated using a different solution **B** of the salt, instead of solution **A**. Use the burette diagrams to record the volumes in the table and complete the table.



initial reading



final reading

- (d) About 1 cm<sup>3</sup> of aqueous sodium hydroxide was added to a little of the solution in the flask and the observation noted.

For  
Examiner's  
Use

**observation**

*red-brown precipitate*

Table of results

Burette readings/cm<sup>3</sup>

	Experiment 1	Experiment 2
final reading		
initial reading		
difference		

[4]

- (e) (i) In which Experiment was the greatest volume of potassium manganate(VII) solution used?

..... [1]

- (ii) Compare the volumes of potassium manganate(VII) solution used in Experiments 1 and 2.

.....  
..... [2]

- (iii) Suggest an explanation for the difference in the volumes.

.....  
..... [2]

- (f) Predict the volume of potassium manganate(VII) solution which would be needed to react completely with 50 cm<sup>3</sup> of solution **B**.

.....  
..... [2]

- (g) Explain one change that could be made to the experimental method to obtain more accurate results.

change .....

explanation ..... [2]

- (h) What conclusion can you draw about the salt solution from

- (i) experiment 1(a),

..... [1]

- (ii) experiment 2(d)?

..... [1]

[Total: 15]

*For  
Examiner's  
Use*

- 5 Two different solids, **T** and **V**, were analysed. **T** was a calcium salt. The tests on the solids and some of the observations are in the following table. Complete the observations in the table.

For  
Examiner's  
Use

tests	observations
<u>tests on solid T</u>	
(a) Appearance of solid <b>T</b> .	white solid
<p>(b) A little of solid <b>T</b> was dissolved in distilled water. The solution was divided into three test-tubes.</p> <p>(i) The pH of the first portion of the solution was tested.</p> <p>(ii) To the second portion of solution was added excess aqueous sodium hydroxide.</p> <p>(iii) To the third portion of solution was added excess ammonia solution.</p>	<p>colour            orange</p> <p>pH                5</p> <p>.....</p> <p>..... [2]</p> <p>.....</p> <p>..... [2]</p>



tests	observations
<p><u>tests on solid V</u></p> <p>(c) Appearance of solid V.</p>	<p>green crystals</p>
<p>(d) A little of solid V was dissolved in distilled water. The solution was divided into three test-tubes. The smell of the solution was noted.</p> <p>(i) Test (b)(i) was repeated using the first portion of solution.</p> <p>(ii) Test (b)(ii) was repeated using the second portion of the solution.</p> <p>(iii) Test (b)(iii) was repeated using the third portion of solution.</p>	<p>smells of vinegar</p> <p>colour            orange</p> <p>pH                 6</p> <p>pale blue precipitate</p> <p>pale blue precipitate soluble in excess to form a dark blue solution.</p>

(e) What do tests (b)(i) and (d)(i) tell you about solutions T and V?

..... [2]

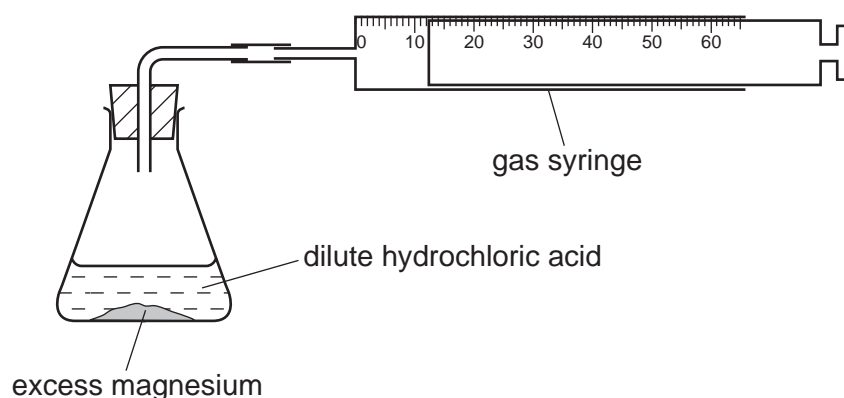
(f) What additional conclusions can you draw about solid V?

.....  
 ..... [2]

[Total: 8]

- 6 The speed of reaction between excess magnesium and dilute hydrochloric acid was investigated using the apparatus below.

For  
Examiner's  
Use



The volume of hydrogen produced was measured every minute for six minutes.

- (a) Use the gas syringe diagrams to complete the table.

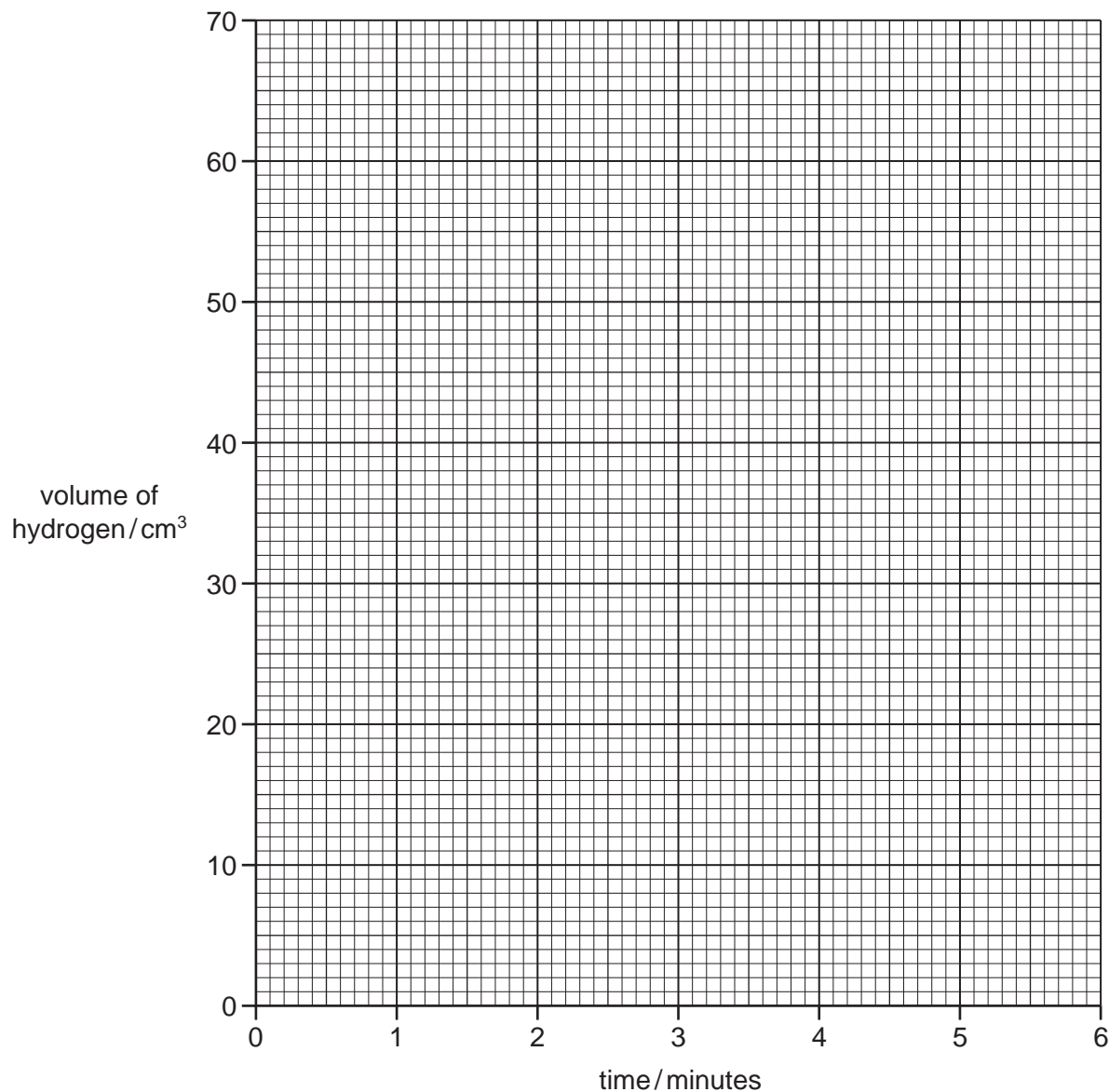
Table of results

time/minutes	gas syringe diagram	volume of hydrogen/cm <sup>3</sup>
0		
1		
2		
3		
4		
5		
6		

[4]

(b) Plot the results on the grid below. Draw a smooth line graph.

For  
Examiner's  
Use



[4]

(c) Why is the volume of gas given off the same at 5 minutes and 6 minutes?

.....  
 ..... [1]

(d) Which point appears to be inaccurate? Explain why.

.....  
 ..... [2]

(e) Sketch on the grid the graph you would expect if the experiment were repeated using the same volume of acid which was half as concentrated. [2]

[Total: 13]

- 7 This label is from a container of 'Bite Relief' solution.

For  
Examiner's  
Use

## BITE RELIEF

### FOR FAST RELIEF FROM INSECT BITES AND STINGS

Active ingredient: Ammonia  
Also contains water and alcohol

DIRECTIONS FOR USE: Use cotton wool to dab the solution on the affected area of the skin

- (a) Give a chemical test to show the presence of ammonia in Bite Relief solution.

test .....

result ..... [2]

- (b) What practical method could be used to separate the mixture of alcohol (bp 78°C) and water (bp 100°C)?

..... [2]

- (c) Give a chemical test to show the presence of water.

test .....

result ..... [2]

- (d) What would be the effect of touching the alcohol with a lighted splint?

..... [1]

[Total: 7]

Permission to reproduce items where third-party owned material protected by copyright is included has been sought and cleared where possible. Every reasonable effort has been made by the publisher (UCLES) to trace copyright holders, but if any items requiring clearance have unwittingly been included, the publisher will be pleased to make amends at the earliest possible opportunity.

University of Cambridge International Examinations is part of the Cambridge Assessment Group. Cambridge Assessment is the brand name of University of Cambridge Local Examinations Syndicate (UCLES), which is itself a department of the University of Cambridge.